

Scaled data based on original data using  
LM-79-08 Approved Method: Electrical and Photometric Measurements of Solid-  
State Lighting Products

Test Report Prepared for  
Cooper Lighting Solutions  
(formerly Eaton)

Brand: McGRAW-EDISON

Report Number: P200363

Luminaire Tested: **GWC-AF-01-LED-E1-T4FT-7050-600**

Issue Date: 3/3/2020

**Test Information**

Test Method: LM-79-08  
Report Number: P200363  
TEST IS SCALED FROM IESNA LM-79-08 TEST DATA (P24295)  
Test Lab: INNOVATION CENTER P2  
Issue Date: 3/3/2020  
Manufacturer: COOPER LIGHTING SOLUTIONS (FORMERLY EATON)  
Product Line: MCGRAW-EDISON  
Catalog Number: GWC-AF-01-LED-E1-T4FT-7050-600  
Description: GALLEON WALL LUMINAIRE  
(1) 70 CRI, 5000K, 615mA LIGHTSQUARE WITH 16 LEDS EACH AND TYPE IV FORWARD THROW OPTICS  
Light Source: -  
Ballast/Driver: ELECTRONIC DRIVER

**Summary**

Lumens per Lamp: N/A  
Luminaire Lumens: 4214 lumens  
Efficiency: N/A  
Efficacy: 123.9 lumens/watt  
Luminous Opening: Rectangular (W 0.5' x L: 0.5' x H: 0')  
IES Classification: Type IV - Short - Non-Cutoff  
BUG Rating: B1 - U0 - G1

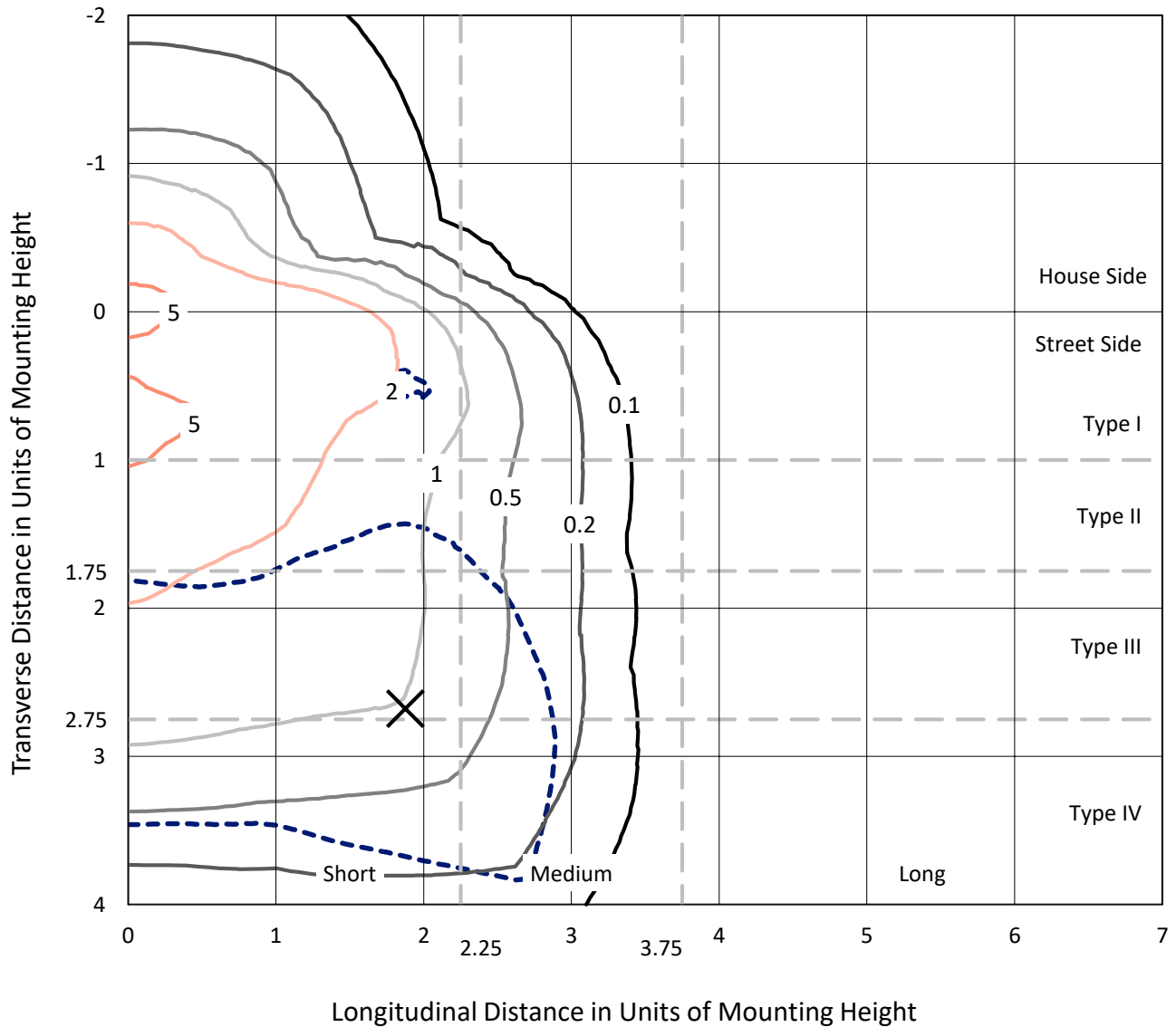
Input Watts (W): 34  
Input Voltage (V): NR  
Input Current (Ain): NR  
Voltage Rise (V): NR  
Power Factor: NR  
Total Harmonic Distortion (THDi): NR  
Frequency (hertz): 60  
Stabilization Time: NR  
Operation Time: NR  
Ambient Temperature (°C): NR  
Test Distance: 25 FT



REPORT NUMBER: P200363  
 CATALOG NUMBER: GWC-AF-01-LED-E1-T4FT-7050-600

### Iso-Footcandle Lines of Horizontal Illumination

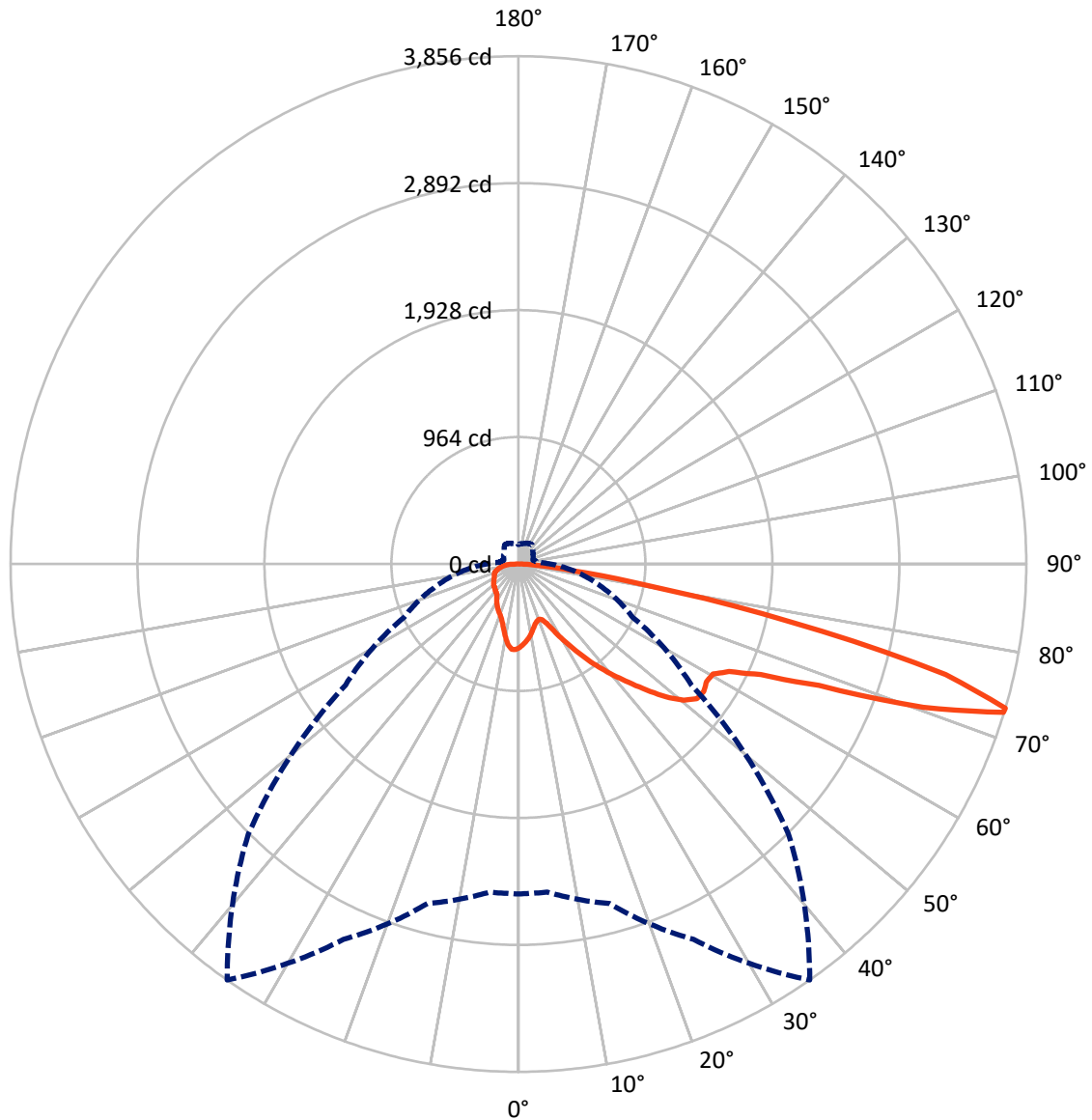
× Max cd  
 - - - 1/2 Max cd



Based on 10 foot mounting height. Maximum calculated value = 6.4 fc  
 Type IV - Short - Non-Cutoff

REPORT NUMBER: P200363  
CATALOG NUMBER: GWC-AF-01-LED-E1-T4FT-7050-600

### Luminous Intensity Polar Plot



— Vertical Plane Through 35-Deg Lateral    - - - Horizontal Cone Through 73-Deg Vertical

REPORT NUMBER: P200363

CATALOG NUMBER: GWC-AF-01-LED-E1-T4FT-7050-600

**FLUX DISTRIBUTION:**

		Downward	Upward	Total
<b>House Side</b>	Lumens	803.7	0.0	803.7
	% Fixture	19.1	0.0	19.1
<b>Street Side</b>	Lumens	3410.3	0.0	3410.3
	% Fixture	80.9	0.0	80.9
<b>Total</b>	Lumens	4214.0	0.0	4214.0
	% Fixture	100.0	0.0	100.0

**Coefficient of Utilization**

**ZONAL LUMENS:**

Zone	Lumens	% Fixture
0°-10°	57.6	1.4
10°-20°	143.7	3.4
20°-30°	232.3	5.5
30°-40°	389.6	9.2
40°-50°	600.5	14.3
50°-60°	805.6	19.1
60°-70°	1073.3	25.5
70°-80°	818.6	19.4
80°-90°	92.8	2.2
90°-100°	0.0	0.0
100°-110°	0.0	0.0
110°-120°	0.0	0.0
120°-130°	0.0	0.0
130°-140°	0.0	0.0
140°-150°	0.0	0.0
150°-160°	0.0	0.0
160°-170°	0.0	0.0
170°-180°	0.0	0.0
0°-90°	4214.0	100.0
0°-180°	4214.0	100.0



REPORT NUMBER: P200363

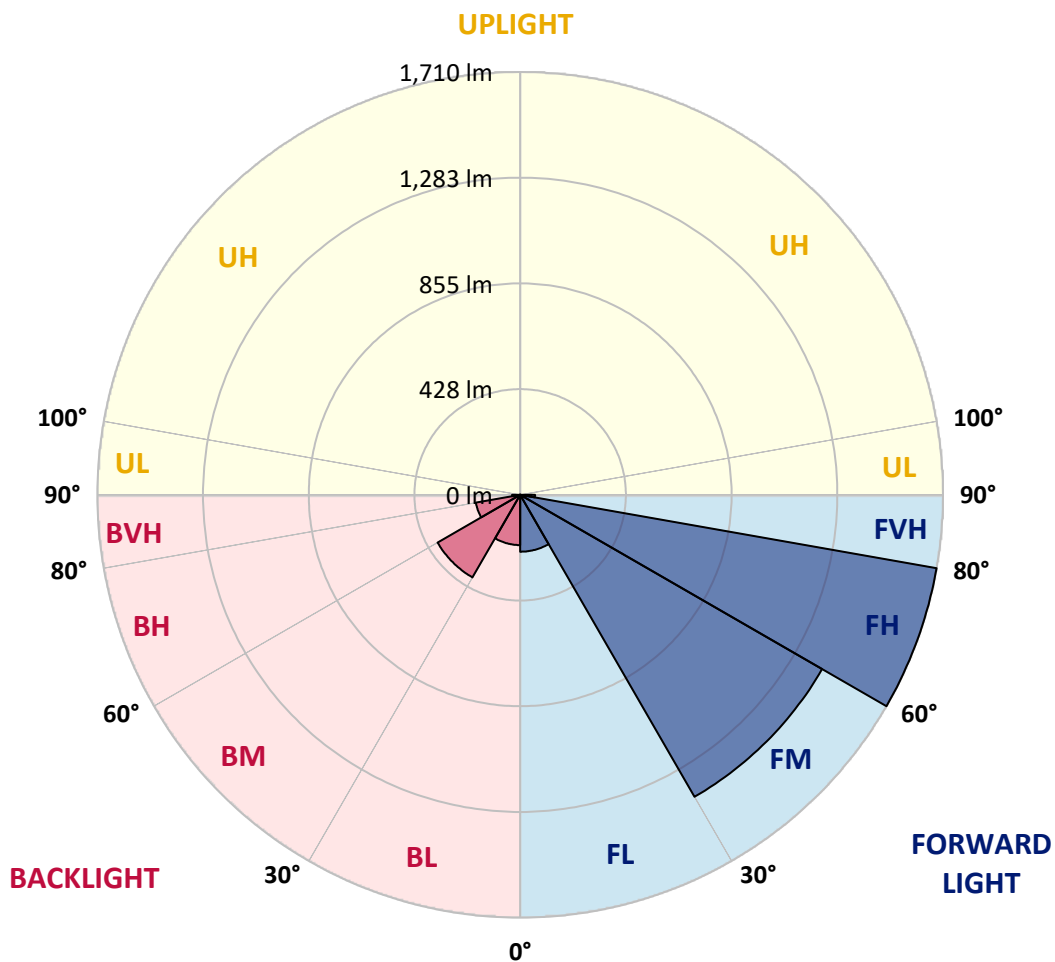
CATALOG NUMBER: GWC-AF-01-LED-E1-T4FT-7050-600

**LUMINAIRE CLASSIFICATION SYSTEM LUMEN TABLE AND BUG RATING:**

Zone	Lumens	% Fixture	Zone Rating/Lumen Limit		
			B	U	G
FL (0°-30°)	230.2	5.5			
FM (30°-60°)	1410.0	33.5			
FH (60°-80°)	1710.0	40.6			G1/1800
FVH (80°-90°)	60.0	1.4			G1/100
BL (0°-30°)	203.4	4.8	B1/500		
BM (30°-60°)	385.7	9.2	B1/1000		
BH (60°-80°)	181.8	4.3	B1/500		G1/500
BVH (80°-90°)	32.8	0.8			G1/100
UL (90°-100°)	0.0	0.0		U0/0	
UH (100°-180°)	0.0	0.0		U0/0	

**BUG Rating: B1-U0-G1**

Type IV Short





REPORT NUMBER: P200363

CATALOG NUMBER: GWC-AF-01-LED-E1-T4FT-7050-600

**CANDELA DISTRIBUTION (FULL):**

	0°	5°	15°	25°	35°	45°	55°	65°	75°	85°	90°
0°	636.0	636.0	636.0	636.0	636.0	636.0	636.0	636.0	636.0	636.0	636.0
2.5°	610.9	612.1	610.7	612.5	615.6	618.8	621.0	624.3	627.9	633.0	634.2
5°	582.2	584.0	584.0	587.3	593.1	598.4	603.2	608.5	616.2	624.9	628.3
7.5°	550.6	551.6	553.5	558.3	566.8	574.3	581.2	589.7	600.2	611.7	617.8
10°	512.6	514.0	516.8	523.7	535.2	545.6	555.5	567.2	580.6	594.9	602.6
12.5°	485.7	485.3	486.5	491.5	501.7	514.2	528.6	543.5	559.9	576.7	586.0
15°	476.6	474.3	469.7	468.5	473.9	486.5	503.1	521.5	541.1	561.4	572.9
17.5°	482.2	478.4	465.6	456.3	455.5	465.0	482.6	503.3	525.9	550.6	565.0
20°	517.8	508.7	477.4	455.7	448.2	452.9	468.3	490.1	516.8	549.6	568.0
22.5°	603.0	589.7	523.1	482.8	457.5	451.9	463.4	486.7	517.8	562.2	585.6
25°	727.1	708.1	601.6	550.4	498.2	468.1	470.7	494.6	532.2	591.3	619.6
27.5°	825.0	812.7	704.2	645.7	572.3	511.8	494.4	514.4	561.6	639.1	668.0
30°	883.3	875.8	813.9	753.8	666.8	581.4	539.7	551.6	607.5	705.2	729.1
32.5°	950.9	946.4	916.1	860.8	768.8	672.9	611.5	607.3	669.0	784.8	795.7
35°	1020.9	1019.5	1001.7	962.0	878.3	793.5	706.9	678.1	736.0	867.3	860.4
37.5°	1086.1	1083.6	1073.3	1050.3	992.8	923.0	804.0	750.8	808.2	946.2	915.7
40°	1206.1	1187.1	1151.6	1134.2	1108.5	1032.0	881.1	818.6	883.1	1021.5	963.4
42.5°	1352.4	1321.4	1255.5	1231.6	1227.9	1118.0	933.7	884.3	958.6	1096.2	1010.4
45°	1467.5	1438.4	1381.5	1351.4	1364.7	1196.0	986.5	954.5	1036.3	1174.5	1058.8
47.5°	1590.4	1544.6	1469.3	1478.5	1507.6	1269.6	1040.3	1030.0	1121.5	1262.1	1118.9
50°	1594.8	1559.8	1526.8	1581.3	1626.6	1337.4	1107.7	1109.1	1225.7	1372.4	1198.8
52.5°	1502.3	1494.8	1547.3	1632.9	1698.2	1391.0	1184.4	1190.9	1359.1	1499.1	1286.6
55°	1470.0	1461.5	1522.0	1614.8	1707.9	1435.4	1267.6	1279.3	1520.3	1632.7	1372.2
57.5°	1548.9	1530.1	1534.1	1606.3	1684.3	1483.9	1358.3	1381.9	1695.6	1749.4	1427.3
60°	1769.5	1729.2	1652.7	1650.9	1697.0	1556.8	1463.1	1492.0	1877.7	1805.3	1405.8
62.5°	2078.9	2038.6	1895.3	1802.0	1795.2	1677.0	1591.8	1599.5	1982.9	1729.6	1274.9
65°	2413.8	2377.8	2217.7	2085.9	2022.4	1876.1	1741.3	1647.4	1948.5	1521.4	1045.8
67.5°	2820.3	2781.7	2644.1	2522.4	2461.3	2197.4	1846.4	1601.5	1730.2	1178.6	751.8
70°	3104.6	3065.2	3010.9	3109.5	3259.0	2661.1	1859.9	1414.7	1292.3	783.3	452.5
72.5°	2733.7	2715.3	2814.2	3229.3	3852.2	2942.3	1681.2	1030.0	750.6	415.9	261.9
73°	2504.6	2500.6	2669.4	3145.3	3856.4	2899.0	1602.9	957.4	643.7	367.9	239.4
75°	1131.0	1163.6	1533.5	2402.4	3350.5	2388.9	1128.2	549.2	363.6	254.2	180.7
77.5°	271.8	283.1	479.8	1140.9	2115.9	1423.6	511.2	271.6	232.5	179.5	131.9
80°	115.8	119.6	184.8	421.5	996.2	573.3	235.5	181.9	160.9	125.3	92.5
82.5°	64.4	68.4	104.8	191.2	402.1	195.5	143.7	126.7	105.8	75.5	60.1
85°	36.4	38.7	61.3	106.8	170.4	78.5	86.0	84.2	59.7	38.9	29.5
87.5°	17.2	18.6	29.5	49.6	66.8	30.8	43.7	48.2	37.4	23.7	15.4
90°	0.0	0.0	0.0	0.0	0.0	0.0	0.0	0.0	0.0	0.0	0.0



REPORT NUMBER: P200363

CATALOG NUMBER: GWC-AF-01-LED-E1-T4FT-7050-600

**CANDELA DISTRIBUTION (continued):**

	95°	105°	115°	125°	135°	145°	155°	165°	175°	180°
0°	636.0	636.0	636.0	636.0	636.0	636.0	636.0	636.0	636.0	636.0
2.5°	635.6	639.3	643.5	645.7	647.8	650.2	652.6	652.6	653.0	653.2
5°	631.2	638.7	645.3	648.2	648.8	648.8	648.2	644.9	642.1	643.3
7.5°	621.9	632.8	638.5	637.4	629.8	620.8	613.4	604.3	599.6	598.8
10°	608.5	621.0	622.1	611.9	592.9	573.9	558.1	542.7	535.4	533.6
12.5°	593.7	605.3	598.8	577.9	547.4	519.7	499.6	484.0	477.2	475.3
15°	581.8	589.7	573.3	540.5	502.1	472.7	456.1	444.6	439.7	438.3
17.5°	575.5	577.1	547.2	502.9	462.0	437.5	427.2	421.7	419.9	418.9
20°	578.6	567.2	522.3	467.9	429.2	412.0	409.6	408.2	407.8	407.2
22.5°	593.7	564.2	499.4	434.7	400.5	393.0	395.0	394.8	394.4	394.0
25°	620.8	566.8	477.2	403.1	376.4	374.8	378.4	378.4	376.8	376.8
27.5°	656.7	572.3	452.3	373.2	354.5	354.7	357.6	356.8	354.9	353.7
30°	700.4	575.7	423.1	346.2	334.1	333.3	334.1	330.7	325.2	324.8
32.5°	745.1	571.5	389.3	322.4	312.4	310.6	310.0	305.2	298.9	297.1
35°	785.6	555.9	354.9	303.3	291.8	287.8	290.6	289.0	283.3	281.9
37.5°	815.1	527.0	324.0	286.5	277.0	276.0	277.8	278.4	271.8	270.4
40°	834.9	487.7	297.5	272.4	274.2	270.4	264.3	260.0	258.0	257.4
42.5°	850.9	446.8	275.2	265.7	274.8	263.7	250.5	243.6	247.3	248.9
45°	869.3	406.9	256.6	257.4	271.8	256.0	241.0	234.3	235.8	236.2
47.5°	894.6	358.4	236.6	244.0	261.7	250.7	235.1	225.6	219.0	215.9
50°	929.7	300.9	215.7	229.1	251.7	246.9	226.0	215.9	203.6	200.7
52.5°	953.9	247.3	198.5	216.5	242.8	239.2	218.8	205.6	192.6	190.2
55°	940.8	205.4	183.5	202.6	231.1	229.7	212.7	195.1	185.0	182.9
57.5°	875.0	178.9	172.0	189.4	216.7	221.6	204.6	186.2	178.9	177.5
60°	749.5	162.3	164.7	180.5	205.0	213.5	196.5	181.3	176.5	175.4
62.5°	581.6	151.2	159.3	174.0	195.9	207.8	192.0	180.7	178.9	177.7
65°	416.7	142.3	153.4	167.6	187.6	202.6	190.4	179.9	180.3	179.3
67.5°	283.1	134.4	146.3	160.3	179.5	197.9	188.2	177.1	182.1	180.9
70°	198.1	126.7	138.0	151.0	169.4	191.4	184.1	172.8	172.4	167.6
72.5°	154.6	116.6	126.7	138.0	156.4	182.3	176.1	163.3	156.6	151.6
73°	147.5	114.1	123.8	135.2	153.6	180.1	173.8	160.7	153.2	148.5
75°	122.0	103.6	112.5	122.6	141.5	169.6	162.9	148.7	139.2	136.4
77.5°	95.9	88.6	97.1	106.2	124.7	154.2	146.7	133.2	127.9	125.5
80°	71.0	73.5	80.9	89.0	108.1	137.8	131.1	117.6	141.0	135.2
82.5°	50.0	55.6	62.5	69.8	90.7	121.8	113.7	99.8	103.2	85.8
85°	29.5	36.4	42.9	49.2	65.4	101.0	93.9	79.5	65.2	62.1
87.5°	17.2	20.2	22.1	28.5	44.9	76.1	66.2	58.9	33.8	22.9
90°	0.0	0.0	0.0	0.0	0.0	0.0	0.0	0.0	0.0	0.0

(END OF REPORT)